


NOSON  
TÂN GWYLLT

GUTO FFOWC  
A'R CYNLLWYN  
POWDR GWN

# Y Bryn.

GWYBDDONIAETH



FFETHIAU

LLUNIAU DIWRNOD  
SHWMAE

Cylchgrawn Dwyieithog  
Ysgol Gyfun Bryntirion  
Bilingual Magazine

TACHWEDD 2023



# CYNNWYS

**Tudalen 2:** Cynllwyn Y Powdr Gwn/  
The Gunpowder Plot

**Tudalen 3-4:** Tasg Ddarllen Noson Tân Gwylt/  
Fireworks Night Reading Task

**Tudalen 5:** Chwilair/Wordsearch

**Tudalen 6-7:** Gwyddoniaeth/Science

**Tudalen 8-9 :** Cymru yn y Cwricwlwm/  
Wales in the Curriculum

**Tudalen 10:** Tudalen Y Pethau Bychain/  
The Small Things' Page

**Tudalen 11-14:** Trip Yr Adran Saesneg  
Life of Pi

**Tudalen 15:** Enillwr/Winner  
Bisgedi Blasus Calan Gaeaf

**Tudalen 16:** Eisiau dysgu Cymraeg?/  
Want to learn Welsh?

**Tudalen 17-18:** Erbyn y tro nesaf.../  
By next time...

# THE GUNPOWDER PLOT

FAINT WYT TI'N GWYBOD? HOW MUCH DO YOU KNOW?

CYSYLLTWCH Y CWESTIYNAU Â'R ATEBION CYWIR.  
CONNECT THE QUESTIONS TO THE CORRECT ANSWERS

The Gunpowder Plot was an attempt to blow up what?	Robert Catesby
Who was supposed to be in Parliament on the day of the planned explosion, the main target of the plot?	Francis Tresham
Which King was the Gunpowder Plot intended to assassinate?	Houses of Parliament
In which year was The Gunpowder Plot attempted?	Guido
How many men were there in the gang of plotters?	James I
Who is thought to have been in charge of The Gunpowder Plot?	13
What was Guy Fawkes' nickname?	John Johnson
Which of the plotters wrote a letter to his brother-in-law which revealed the plot?	The King
Guy Fawkes was caught in the act on the night of November 4th, but what name did he give when questioned?	Hung, drawn and quartered
What was Guy Fawkes' intended punishment for being involved in the plot?	1605

TO CHECK YOUR ANSWERS GO TO...

<https://www.bbc.co.uk/cbbc/quizzes/guy-fawkes-and-the-gunpowder-plot-quiz>

# Noson Tân Gwylt

Mae hi'n noson Guto Ffowc. Mae Sam a Ceri yn mynd i weld tân gwylt.

Mae hi'n **oer**. Maen nhw wedi **gwisgo dillad cynnes**.

“**Cofwich** gadw Jet y ci a Smoten y gath yn y tŷ,” meddai Mam

“Ydyn nhw **eisiau** dod i wel y tân gwylt?” Gofynnodd Ceri

“Na, mae gyda anifeiliaid anwes **ofn** tân gwylt,” meddai Mam.

“Mae **sŵn uchel** yn eu **dychryn**”.

Mae Sam a Ceri **wedi cyrraedd** y tân gwylt. Mae'r fflamau'n fawr.

“Paid a mynd yn **rhy agos** at y goelcerth, Sam,” meddai Ceri.

“Mae tân yn **berylus**.”

Mae olwyn Catrin, fflachffyn a rocedi. Yr **oedolion** sy'n **tanio**'r tân gwylt.

Mae Sam a Ceri yn cael fflachffyn yr un.

“Mae hyn yn hwyl!” meddai Ceri.

“Dw i eisiau fflachffon **arall**,” meddai Sam. “Mae un ar y llawr...”

“**Paid cyffwrdd** tân gwylt sy **wedi** eu **tanio**!” meddai Ceri.

“**Rhag ofn** i ti **losgi**. Mae'n rhaid bod yn **ofalus**.”

Mae'r tân gwylt yn wych.

“Waw - edrych ar y rocedi,” meddai Sam.

“A'r **lliwiau**!” meddai Ceri

“A'r **gwreichion**,” meddai Sam,

“Mae Noson Tân Gwylt yn **hwyl**!” meddai'r ddau



## Geirfa

**oer** - cold

**yn gwisgo** - wearing

**dillad cynnes** - warm clothes

**Cofiwch** - Remember

**eisiau** - want

**ofn** - afraid

**sŵn uchel** - loud noise

**dychryn** - to scare

**wedi cyrraedd** - have arrived

**rhy agos** - too close

**perylus** - dangerous

**oedolion** - adults

**tanio** - to light

**arall** - another

**paid cyffwrdd** - don't touch

**wedi** - have/has been

**rhag ofn** - in case

**llosgi** - to burn

**gofalus** - careful

**lliwiau** - colours

**gwreichion** - sparks

**hwyl** - fun

# Noson Tân Gwyllt

Darllenwch y stori'n ofalus a llenwch y bylchau.  
Read the story carefully and fill the gaps.

Rhaid gwisgo dillad \_\_\_\_\_.

Rhaid cadw anifeiliaid anwes \_\_\_\_\_.

Mae \_\_\_\_\_'r tân yn fawr.

Paid \_\_\_\_\_ tân gwyllt sy wedi eu tanio'n barod.

Mae noson tân gwyllt yn \_\_\_\_\_.

Dyluniwch boster yn Gymraeg i rhybuddio am beryglon tân gwyllt.  
Design a poster in Welsh to warn about the dangers of fireworks night.

# Chwilair Noson Tân Gwyllt

T	C	O	E	L	C	E	R	TH	G	DD	A
A	B	S	C	W	O	FF	O	T	U	G	F
N	N	D	E	R	I	M	FF	L	H	N	A
G	R	I	W	T	W	N	L	P	T	Y	L
W	P	O	R	R	FF	C	A	D	G	W	A
Y	L	G	C	T	L	L	CH	R	H	LL	U
LL	M	E	S	B	A	H	FF	H	T	N	T
T	N	L	D	N	M	C	Y	S	T	Y	A
R	H	E	T	M	A	I	N	M	A	C	FF
N	I	B	G	L	U	U	P	Y	CH	B	I
N	O	S	O	N	T	Y	A	R	W	T	E
O	E	U	U	P	R	E	A	G	E	L	A
C	R	B	M	C	A	TH	R	W	DD	E	O

FIREWORKS = T \_ N G \_ \_ LL \_

CATHERINE WHEEL = O \_ W Y \_ C \_ \_ T \_ I \_

TOFFEE APPLES = A \_ A \_ A \_ T \_ FF \_

SPARKLERS = FF \_ \_ CH FF \_ \_

SAFE = D \_ \_ \_ L

FLAMES = FF \_ \_ \_ \_ \_

NIGHT = \_ \_ \_ O N

COLD = O \_ R

NOVEMBER = \_ \_ CH \_ \_ DD

BONFIRE = C O \_ \_ CE \_ TH

SMOKE = \_ \_ G

GUY FAWKES = G \_ T \_ FF O \_ \_

PLOT = \_ \_ N LL \_ Y \_

CAN YOU ALSO FIND...

- THE TWO ANIMALS FROM THE STORY
- AN ITEM OF CLOTHING TO WEAR ON A COLD NIGHT

\_ I \_ \_ TH \_ E \_

# Amser Gwyddoniaeth

## Olwyn Catrin Skittles

### What you'll need

- Skittles
- White plate
- Warm water



### Instructions...



Carefully arrange the Skittles round the plate in a circle. Pour some warm water into the middle of the plate, just enough so it touches all the Skittles.



### Sut mae'n gweithio?

Skittles are coated with sugar and food colouring. When you add warm water to the Skittles, the sugar and food colouring start to dissolve. They are coated in similar amounts of sugar and food colouring so they dissolve at similar speeds and stay in their lanes.

Beth am arbrofi  
gyda phatrymau gwahanol?  
arbrofi - to experiment  
gwahanol - different






## Tân Gwyllt Mewn Jar!

### What you'll need:

- Warm water
- 2-3 tbsp oil (olive, vegetable or canola)
- Food colouring
- Clear jar or large glass (any size)
- Bowl or container
- Fork or spoon
- Towel for cleaning up



**BE CAREFUL -  
FOOD COLOURING CAN STAIN!**

### Instructions...

- Pour the oil into the bowl.
- Add three or four drops of food colouring to the oil.
- If you're using more than one colour, add two to three drops of each colour.
- Stir the food colouring and oil with the fork.
- Fill the clear jar about three-quarters full with warm water.
- Pour the food colouring and oil mixture from the bowl into the jar.

### Sut mae'n gweithio?

**Water and oil are immiscible, meaning they don't mix.**

**Food colouring is a water-based liquid, so it doesn't mix with the oil. Instead, it forms small spheres within it. Food colouring, like water, is denser than oil—it has more atoms packed tightly together per volume than oil does—so droplets of food colouring sink to the bottom of the oil. So when the oil and food colouring are poured into the water, the oil floats to the top carrying the food colouring inside of it. But when the liquids settle, the food colouring sinks through the oil and enters the water.**


**That's when things get fancy. The food colouring is denser than water, so it sinks to the bottom of the jar. As it sinks, it begins to mix and slowly dissolve into the water. As the dyes spread out, they leave a trail resembling fireworks.**










# CYMRU yn y Curriculum





# TUDALEN Y PETHAU BYCHAIN




Fun Fact y mis  
gan Mr Spratt

Did You  
Know?

... that more than 80% of all glass used in space  
is made in Bodelwyddan, Wales?!

For the last 50 years, Excelitas in Sir Ddinbych (Denbighshire) have supplied NASA and the European Space Agency with space-qualified glass used on space vehicles and over 3000 satellites.



Ble mae Sir  
Ddinbych ar y map?  
Circle it when you  
find it!

## QUICK WINS CYMRAEG Y MIS...

Popeth yn iawn?  
Everything OK?

Mae'n oer heddi'!  
It's cold today!





Cymraeg



Diolch Mr Williams a Mrs Walker!

## TRIP YR ADRAN SAESNEG I...

### GANOLFAN Y MILENIWM WALES MILLENIUM CENTRE



**Wales Millennium Centre is the national arts centre for Wales, situated in the heart of Cardiff Bay.**

**Wales Millennium Centre was created as a stage for Wales, to reflect the spirit of a nation, and become a home for the performing arts.**



# Life of Pi

*"If a tale is told well enough, it can make us believe anything."*

Tim Bano: The Stage





On Thursday 19th October, 50 pupils travelled to Cardiff's Wales Millennium Centre to see 'Life Of Pi', which has been produced by the National Theatre. We were treated to a phenomenal production of Pi's battle to survive at sea for a total of 227 days, along with a ferocious Bengal tiger named Richard Parker.

Here are some of the things our students had to say about the experience:

I liked the animals and the puppets that depicted them were very clever. I also loved the lights and projections onstage as it made the scenes more realistic. The acting was great, too.  
Hermione Farmer, Year 9

I went with the English Department and enjoyed a trip to the Millennium Centre to watch 'Life of Pi.' It was a fantastic adaptation of the book and the use of puppets for the animals in the story was very clever and had us all really hooked from the start. We all really enjoyed the show and would highly recommend it to anyone!  
Megan Dando, Year 10

I really enjoyed the 'Life Of Pi' because it was funny, amusing and interesting. I really liked the acting and how they showed the animals. One of my favourite parts was when they used the spinning platform to rotate the boat. I didn't like how late we came back home as I was very tired and found it hard to wake up the next day!  
Theo Tomsett, Year 7



**'Life of Pi' was a grand, eye-opening play, in which we were told of a story of a boy named Pi. We followed his courageous journey across the Pacific Ocean after being shipwrecked and losing many people close to him. When interviewed, he tells the reporter and audience about his near-death experience through the form of using animals to portray human beings, for example he uses animals like hyenas to portray predatorial people. The play made me think about how we see the world and the story it told was portrayed perfectly.**

**Chloe Willcox, Year 9**

**I really enjoyed 'Life Of Pi' because it was beautifully presented and put together.**  
**Inaya Stokes, Year 7**

**Outstanding! The visuals, the acting ... all such an outstanding performance!**  
**Layla Cook, Year 7**


**It was great how they made the animals move so well, and I thought it was really funny when the tiger started speaking French.**

**Sam Davies, Year 7**

  
**WE WANT YOUR  
FEEDBACK**

**For me, 'Life of Pi' was an eye-opening experience in the world of performance art. The production was so beautifully orchestrated, emotional, and whimsical; it was captivating from start to finish! The actors looked so organic in their surroundings, it truly felt like I was watching a real story unfolding in front of my eyes. It was an incredible performance to watch, and as it was my first time watching such a production, I can confidently say that I have come to appreciate the art of theatre on a completely different level.**

**Annabel Shattock, Year 12**






I thought 'Life Of Pi' was an absolute wonder of a play. The puppets were very impressive and made the story more interesting. The projections and lighting were coordinated and worked with the characters' personalities and species. It was an emotive rollercoaster, and it was beautiful.

The puppets and the visuals instantly dragged me in. Their characters all had multiple levels of depth, even if they weren't the main characters. Their clothing represented their personalities and roles, too. I loved this play because of its twists, plot, characters and its emotional storyline.


Violet Gale, Year 9



In my opinion "The Life of Pi" is an excellent play that shows how man can descend into savagery when in isolation. It is a well-crafted play that shows the hardships of trauma. The plot twist was shocking yet expected as the characters the animals are based upon can be seen through their personalities at the beginning of the play. I thought that "Life of Pi" is similar to "Lord of the Flies" as they both have strong religious allegories and focus on what isolation from mankind can do to a person.

Lara Marsh, Year 12

*"Those we meet can change us, sometimes so profoundly we are not the same afterwards."*



*"In my experience, a castaway's worst mistake is to hope too much and do too little."*



**ENILLWR/WINNER**



**BISGEDI BLASUS CALAN GAEAF...**



Bella T  
Blwyddyn 7

**LLONGYFARCHIADAU MAWR I...**

Bella T, 7 Brecon

Please come to D1 to get your prize!





# Eisiau dysgu Cymraeg?



 **dysgucymraeg.cymru**  
learnwelsh.cymru

**Eisiau gwella eich Cymraeg?**  
Mae ein tîwtoriaid cyfeillgar yn barod i'ch helpu chi i ddysgu a mwynhau'r iaith.

**Enjoy learning something new?**  
Our friendly Welsh tutors are there to help you learn and to make sure you have fun doing it.





**SAY  
SOMETHING  
IN  
WELSH**  
.com




**Urdd**

**Parallel.cymru**

Erthyglau, cyfweiradau, straeon ac adnodau Gymraeg ddwyieithog unigryw i'w darllen yn parheli

**Unique bilingual Welsh articles, interviews, stories and resources to be read in parallel**

*"Y World modern i fanyshau darllen Cymraeg a gwell eich gallu yn darllen"*  
"Inventive, interesting and essential"



Cyflwyno digwyddiadau a chofrestrau digidol / More bilingual digital magazine

 **Parallel.cymru** Dwyieithog  
magazine

**Enghreifftiau:**  
 • Mae pobol yn parheli Cymraeg yn gwyboda eiddo a chardfwrdd ym 1946.  
 • Mae hysbyddu'n aros ar ddiwrnod yn rhwng yr awyrydd.  
 • Mae cerbydau'r awyrydd yn parheli yn ymuno gyda'r hysbyddu.  
 • Mae cerbydau'r awyrydd yn parheli yn ymuno gyda'r hysbyddu.






# Erbyn y tro nesaf...

## *By next time...*

### Lluniau Amser Gwyddoniaeth Photos



Bring photos of your **Olwyn Catrin *Skittles*** and/or **Tân Gwylt Mewn Jar** to Mrs McNaught in D1 by Monday 27th November if you would like a chance to appear in next month's issue.



### Instagram Criw Cymraeg



Llongyfarchiadau mawr to everyone who got in to **Criw Cymraeg**. Dilynwch ni ar Instagram **@criwcymraegbryntirion** to see what we are getting up to!





# HEFYD...

...bydd hi'n amser NADOLIG!



If you would like to send your friend in school a  
Nodyn Nadolig (A Christmas Note)  
bring your note with a Welsh message to  
Mrs McNaught in D1 by Monday, 27th November.  
Please include your friend's  
full name, form class and also your full name and form class.  
Diolch!

Vocabulary to help...

To - I

Merry Christmas to you -

Nadolig Llawen i ti

And a Happy New year -

a Blwyddyn Newydd Dda

From - oddi wrth

lots of love - cariad mawr



I Ellie,

Nadolig Llawen i ti a

Blwyddyn Newydd Dda!

Gobeithio gei di amser gwych dros y

gwyliau.

Cariad mawr.

Zak

To: Ellie Matthews, Form 8P

From: Zak James, Form 8H

**Diolch am ddarllen!**

